

EZ FF NF SPN

EZ Quick Change Connection System

DESIGN FEATURES

- Nozzles can be changed in seconds without tools
- Three part nozzle, base, gasket and interchangeable tip
- Exclusive ramped engagement for efficient automatic alignment
- Threaded adapters will accommodate other standard BETE nozzles. Shut-off plugs are also available.
- Sanitary EZs are available with weld connection and no knurling

SPRAY CHARACTERISTICS

- Available in six standard tips: EZFF; EZNF; EZSPN; EZWL; EZTF, and EZWT

More EZ tips:

Full Cone: page 28

Hollow Cone: page 46

Flow rates: 0.051 to 125 l/min

Spray Angle:


EZFF: 105° and 145°

EZNF: 0°, 15°, 30°, 50°, 65°, 80°, 90°, 110°, 120°


EZSPN: 15°, 25°, 35°, 40° and 50°




EZNF



145° Fan



50° Fan



Base

Gasket

Tip

EZNF exploded

Dimensions are approximate. Check with BETE for critical dimension applications.

EZFF Flow Rates and Dimensions

Deflected Flat Fan 105° and 145° Spray Angles 1/8" to 1/2" BSP or NPT

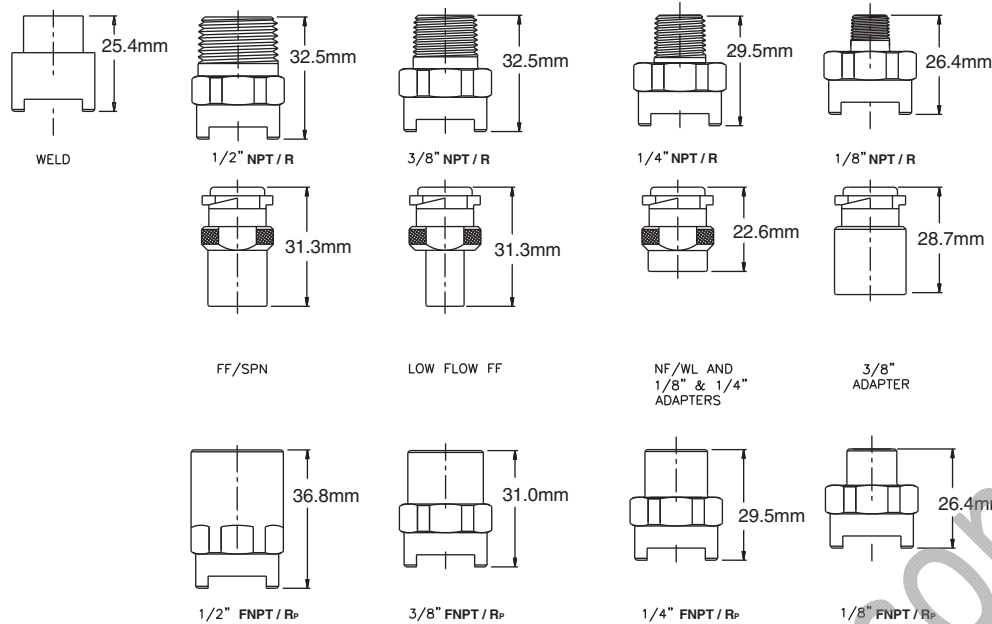
Pipe Size	Nozzle Number	K Factor	LITERS PER MINUTE @ BAR							Approx. Orifice Dia. (mm)	Pipe Size	Approx. Assembly Dim. (mm) Hex Length	Wt. (g)
			0.2 bar	0.5 bar	0.7 bar	1 bar	2 bar	3 bar	5 bar				
1/8"	EZFF016*	0.114	0.051	0.081	0.095	0.114	0.161	0.197	0.255	0.406	1/8"	22.4 41.4	62
	EZFF024*	0.228	0.102	0.161	0.191	0.228	0.322	0.395	0.510	0.610			
	EZFF028*	0.342	0.153	0.242	0.286	0.342	0.483	0.592	0.764	0.711			
	EZFF033*	0.456	0.204	0.322	0.381	0.456	0.645	0.789	1.02	0.838			
	EZFF041	0.684	0.306	0.483	0.572	0.684	0.967	1.18	1.53	1.04			
	EZFF046	0.912	0.408	0.645	0.763	0.912	1.29	1.58	2.04	1.17			
	EZFF052	1.14	0.510	0.806	0.953	1.14	1.61	1.97	2.55	1.32			
	EZFF057	1.37	0.611	0.967	1.14	1.37	1.93	2.37	3.06	1.45			
	EZFF065	1.82	0.815	1.29	1.53	1.82	2.58	3.16	4.08	1.65			
	EZFF073	2.28	1.02	1.61	1.91	2.28	3.22	3.95	5.10	1.85			
TO	EZFF093	3.42	1.53	2.42	2.86	3.42	4.83	5.92	7.64	2.36	1/4"	22.4 44.5	62
	EZFF104	4.56	2.04	3.22	3.81	4.56	6.45	7.89	10.2	2.64			
	EZFF116	5.47	2.45	3.87	4.58	5.47	7.73	9.47	12.2	2.95			
	EZFF125	5.70	2.55	4.03	4.77	5.70	8.06	9.87	12.7	3.18			
	EZFF129	6.84	3.06	4.83	5.72	6.84	9.67	11.8	15.3	3.28			
	EZFF141	8.20	3.67	5.80	6.86	8.20	11.6	14.2	18.3	3.58			
	EZFF148	9.12	4.08	6.45	7.63	9.12	12.9	15.8	20.4	3.76			
	EZFF156	10.0	4.48	7.09	8.39	10.0	14.2	17.4	22.4	3.96			
	EZFF161	10.9	4.89	7.73	9.15	10.9	15.5	18.9	24.5	4.09			
	EZFF173	12.3	5.50	8.70	10.3	12.3	17.4	21.3	27.5	4.39			
1/2"	EZFF187	13.7	6.11	9.67	11.4	13.7	19.3	23.7	30.6	4.75	3/8"	22.4 46.0	74
	EZFF196	16.0	7.13	11.3	13.3	16.0	22.6	27.6	35.7	4.98			
	EZFF218	18.2	8.15	12.9	15.3	18.2	25.8	31.6	40.8	5.31			
	EZFF221	20.5	9.17	14.5	17.2	20.5	29.0	35.5	45.9	5.61			
1/2"	EZFF250	23.9	10.7	16.9	20.0	23.9	33.8	41.4	53.5	6.35	1/2"	22.4 47.5	82
	EZFF256	27.3	12.2	19.3	22.9	27.3	38.7	47.4	61.1	6.55			

Flow Rate (l/min) = $K \sqrt{\text{bar}}$

*Available in 105° only; all others 145°

Standard Materials: 303 Stainless Steel, 316 Stainless Steel, and Brass; Viton gaskets standard.

Spray angle performance varies with pressure. Contact BETE for specific data on critical applications.



Dimensions are approximate. Check with BETE for critical dimension applications.



EZNF Flow Rates and Dimensions

Fan and Straight Jet 0°, 15°, 30°, 50°, 65°, 80°, 90°, 110° and 120° Spray Angles 1/8" to 1/2" BSP or NPT

Pipe Size	Nozzle Number	K Factor	LITERS PER MINUTE @ BAR											Equivalent Orifice Dia. (mm)	Approx. Assembly Dim. (mm)		Wt. (g)			
			0.2 bar	0.5 bar	0.7 bar	1 bar	2 bar	3 bar	5 bar	10 bar	15 bar	20 bar	30 bar		35 bar	Hex		Length		
1/8"	EZNF01	0.228		0.161	0.191	0.228	0.322	0.394	0.509	0.720	0.882	1.02	1.25	1.35	0.660	1/8"	22.4	41.4	62	
	EZNF015	0.342		0.242	0.286	0.342	0.483	0.592	0.764	1.08	1.32	1.53	1.87	2.02	0.787					
	EZNF02	0.455		0.322	0.381	0.455	0.644	0.789	1.02	1.44	1.76	2.04	2.49	2.69	0.914					
	TO	EZNF025	0.569		0.403	0.476	0.569	0.805	0.986	1.27	1.60	2.20	2.55	3.12	3.37	1.02	1/4"	22.4	44.5	62
		EZNF03	0.683		0.483	0.572	0.683	0.966	1.18	1.53	2.16	2.65	3.06	3.74	4.04	1.09				
		EZNF04	0.911		0.644	0.762	0.911	1.29	1.58	2.04	2.88	3.53	4.07	4.99	5.39	1.32				
		1/2"	EZNF05	1.14		0.806	0.953	1.14	1.61	1.97	2.55	3.60	4.41	5.10	6.24	6.74	1.45	3/8"	22.4	46.0
EZNF06			1.37	0.612	0.967	1.14	1.37	1.93	2.37	3.06	4.33	5.30	6.12	7.49	8.09	1.57				
EZNF08			1.82	0.812	1.28	1.52	1.82	2.57	3.15	4.06	5.74	7.03	8.12	9.95	10.7	1.83				
1/4"			EZNF10	2.28		1.02	1.61	1.91	2.28	3.22	3.95	5.10	7.21	8.83	10.2	12.5	2.03	1/2"	22.4	47.5
	EZNF15		3.42	1.53	2.42	2.86	3.42	4.83	5.92	7.64	10.8	13.2	15.3	18.7	20.2	2.38				
	EZNF20		4.56	2.04	3.22	3.81	4.56	6.45	7.89	10.2	14.4	17.7	20.4	25.0	27.0	2.78				
	-1/2"		EZNF30	6.84	3.06	4.83	5.72	6.84	9.67	11.8	15.3	21.6	26.5	30.6	37.4	40.4	3.57	1/2"	22.4	47.5
		EZNF40	9.12	4.08	6.45	7.63	9.12	12.9	15.8	20.4	28.8	35.3	40.8	49.9	53.9	3.97				
		EZNF50	11.4	5.10	8.06	9.53	11.4	16.1	19.7	25.5	36.0	44.1	51.0	62.4	67.4	4.37				
		EZNF60	13.7	6.11	9.67	11.4	13.7	19.3	23.7	30.6	43.2	53.0	61.1	74.9	80.9	4.76				
EZNF70		16.0	7.13	11.3	13.3	16.0	22.6	27.6	35.7	50.4	61.8	71.3	87.4	94.4	5.16					
1/4"	EZNF80	18.2	8.15	12.9	15.3	18.2	25.8	31.6	40.8	57.7	70.6	81.5	99.9	108	5.56	1/2"	22.4	47.5	109	
	EZNF90	20.5	9.17	14.5	17.2	20.5	29.0	35.5	45.9	64.9	79.4	91.7	112	121	5.95					

$$\text{Flow Rate (l/min)} = K \sqrt{\text{bar}}$$

Standard Materials: 303 Stainless Steel, 316 Stainless Steel, and Brass; Viton gaskets standard.

EZSPN Flow Rates and Dimensions

Fan 15°, 25°, 35°, 40° and 50° Spray Angles 1/8" to 1/2" BSP or NPT

Pipe Size	Nozzle Number	Available Spray Angle			K Factor	LITERS PER MINUTE @ BAR											Equiv. Orifice Dia (mm)	Deflection Angle @ Spray Angle					Approx. Assembly Dim. (mm)		Wt. (g)		
		15°	25°	35°		40°	50°	0.3 bar	0.5 bar	0.7 bar	1 bar	2 bar	3 bar	5 bar	7 bar	10 bar		15 bar	20 bar	30 bar	35 bar	40°	45°	50°		Hex	Length
1/8"	EZSPN10	15°	35°	50°	2.28	1.25	1.61	1.91	2.28	3.22	3.95	4.56	5.10	7.21	8.83	10.2	12.5	1.98	5°	35°	55°	1/8"	22.4	41.4	82		
	EZSPN20	15°	35°	50°	4.56	2.50	3.22	3.81	4.56	6.45	7.89	9.12	10.2	14.4	17.7	20.4	25.0	2.77	5°	35°	45°						
	EZSPN25	15°	35°	50°	5.70	3.12	4.03	4.77	5.70	8.06	9.87	11.4	12.7	18.0	22.1	25.5	31.2	3.05	5°	35°	50°						
TO	EZSPN30	15°	35°		6.84	3.74	4.83	5.72	6.84	9.67	11.8	13.7	15.3	21.6	26.5	30.6	37.4	3.18	5°	28°		1/4"	22.4	44.5	82		
	EZSPN40	15°	25°	35°	40°	50°	9.12	4.99	6.45	7.63	9.12	12.9	15.8	18.2	20.4	28.8	35.3	40.8	49.9	3.96	5°					20°	35°
1/2"	EZSPN50	15°	35°	40°	11.4	6.24	8.06	9.53	11.4	16.1	19.7	22.8	25.5	36.0	44.1	51.0	62.4	4.34	23°	33°		3/8"	22.4	46.0	98		
	EZSPN60	15°	35°	40°	50°	13.7	7.49	9.67	11.4	13.7	19.3	23.7	27.3	30.6	43.2	53.0	61.1	74.9	4.75	5°	20°					33°	35°
	EZSPN70	15°	35°	40°	16.0	8.74	11.3	13.3	16.0	22.6	27.6	31.9	35.7	50.4	61.8	71.3	87.4	5.05	29°								
1/4"	EZSPN80	15°	35°	40°	50°	18.2	9.99	12.9	15.3	18.2	25.8	31.6	36.5	40.8	57.7	70.6	81.5	99.9	5.31	5°	25°	26°	35°	1/2"	22.4	47.5	109
	EZSPN90	15°	35°	40°	20.5	11.2	14.5	17.2	20.5	29.0	35.5	41.0	45.9	64.9	79.4	91.7	112	5.54	28°								
1/2"	EZSPN100	15°	35°	40°	50°	22.8	12.5	16.1	19.1	22.8	32.2	39.5	45.6	51.0	72.1	88.3	102	125	5.94	5°	25°	28°	40°				

$$\text{Flow Rate (l/min)} = K \sqrt{\text{bar}}$$

Standard Materials: 303 Stainless Steel, 316 Stainless Steel, and Brass; Viton gaskets standard.

Spray angle performance varies with pressure. Contact BETE for specific data on critical applications.